











V1. 1

--
--
--

KE-GT(15-25)KTL4

V1.0	2023-2-16	
V1.1	2023-12-06	12kW

			
			
			6
			
			5



1	6
1.1	6
1.2	6
1.3	7
1.4	8
2	10
2.1	10
2.2	10
2.3	11
2.4	13
2.5	14
3	16
3.1	16
3.2	16
3.3	19
3.4 RS485	21
3.5	21
4	24
4.1	24
4.2	24
5	25
5.1	25
5.2	27
6	29
7	31
8	32

1

1.1

T

1

98.6%

1.5

20A

1100V

45

2

APP

3

IP66

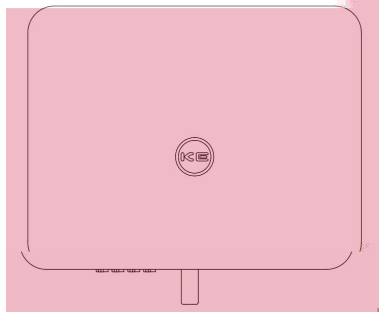
4

5



P-F Q-U

1.2








1.3






KE-GT25KTL4

科林电气 KOLIN ELECTRIC 光伏并网逆变器

产品型号: KE-GT25KTL4

DC 输入		最 大 输 入 电 流 每 路
大输入电压:	1100V	
PT电压范围:	200~1000V	
大输入电流:	32A*2	
PT路数:	2	
每MPPT最大连接组串数:	2	
AC 输出		额 定 最 大 电 流
额定输出功率:	25kW	
大输出电流:	3*40A	
定输出电压:	3/N/PE-100V	
定输出频率:	50Hz	
环境温度:	-30℃~+60℃	
防护等级:	IP66	电 压 等 级
安全等级:	I	
制造商名:	石家庄科林电气股份有限公司	

电话: 0086-311-85231087 400-0311-128
 传真: 0086-311-85231087
 网址: <http://www.kolinke.com>

1. 4

	KE- GT15KTL4	KE- GT17KTL4	KE- GT20KTL4	KE- GT23KTL4	KE- GT25KTL4
	22.5kW	25.5kW	30kW	34.5kW	37.5kW
	1100V				
	180V				
	580V				
MPPT	200V 1000V				
MPPT	2	2	2	2	2
MPPT	2/2	2/2	2/2	2/2	2/2
	32A*2	32A*2	32A*2	32A*2	32A*2
	40A*2	40A*2	40A*2	40A*2	40A*2
	15kW	17kW	20kW	23kW	25kW
	16.5kVA	18.7kVA	22kVA	25.3kVA	27.5kVA
	3*24A	3*27A	3*32A	3*37A	3*40A
	3/N/PE, 400V				
	300V 480V				
	50Hz				
	45Hz 55Hz				
	0.99 0.8 0.8				
	3%				
	0.5%				
	98.47%	98.50%	98.51%	98.56%	98.63%
	98.00%	98.03%	98.07%	98.09%	98.11%
	98.00%	98.03%	98.07%	98.09%	98.11%
RCD					



	520mm*410mm*220mm				
	20kg	21kg	21kg	21kg	21kg
	IP66				
	1W				
	-30 60				
	0 100%				
	69dB				
	4000m 2000m				
	LED				
	RS485				
	4G/WIFI				
	CNCA/CTSC0002-2014 NB/T 32004-2018				

2

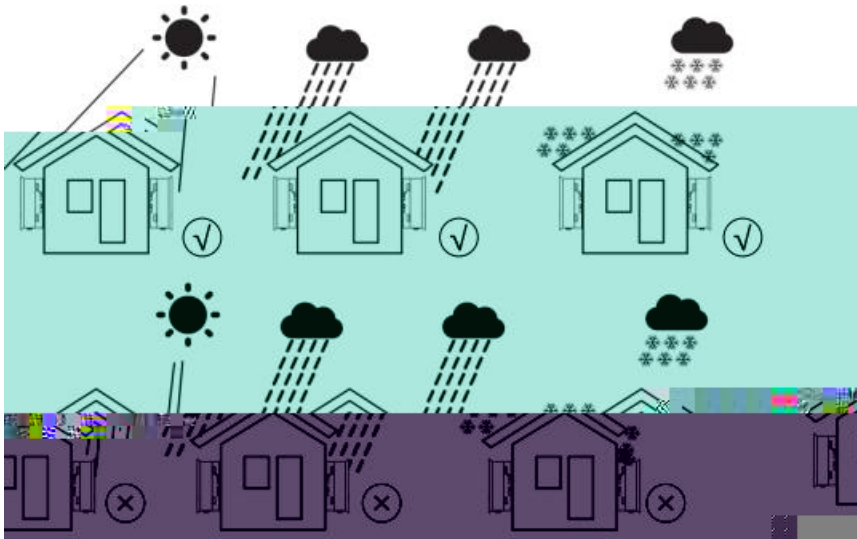
2.1

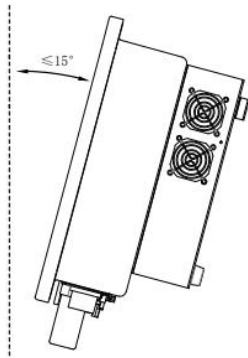


2.2

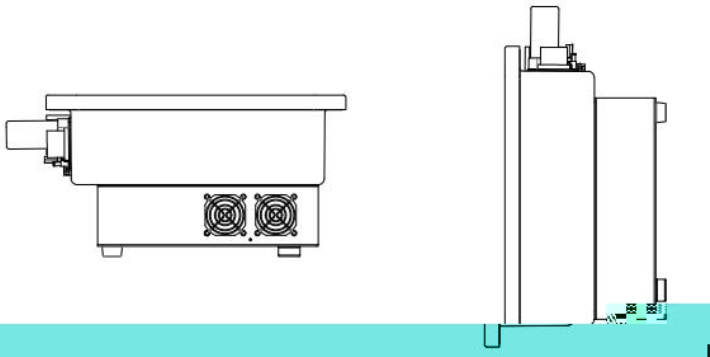
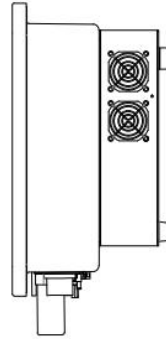
1		1	
2		1	
3		2	
4		4	
5		4	
6		1	
7		1	
8		1	
9		1	

2.3





2.2



2.3

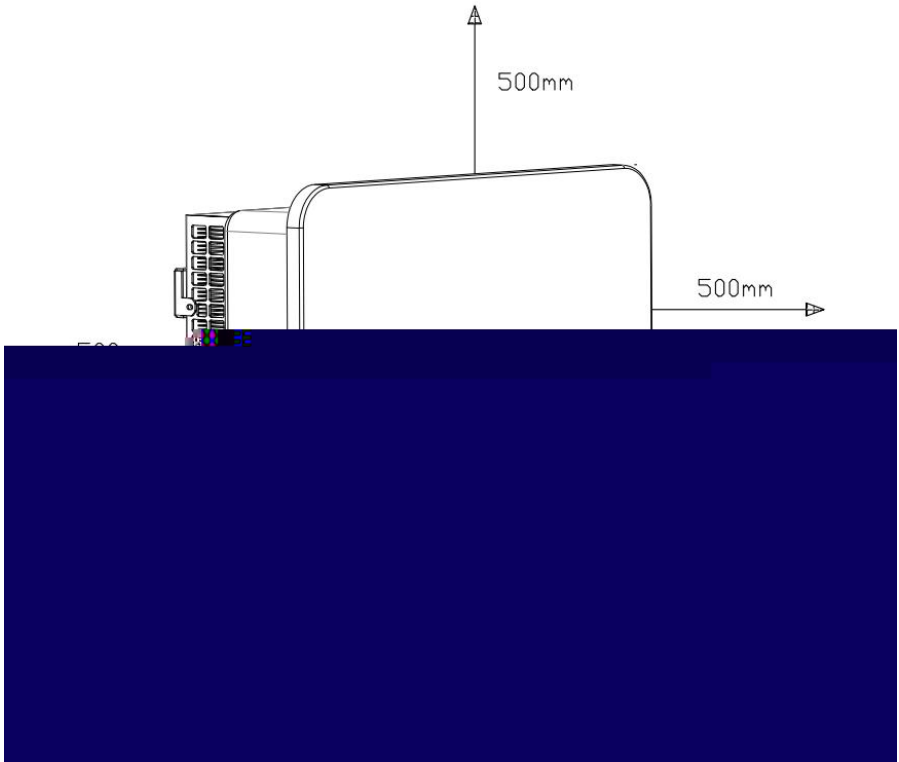
IP66

15

LED



2.4



2.4

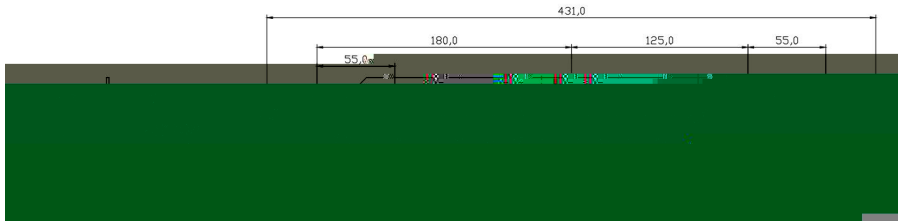
75

-30-60

500mm

500mm

2.5



2.5

1.

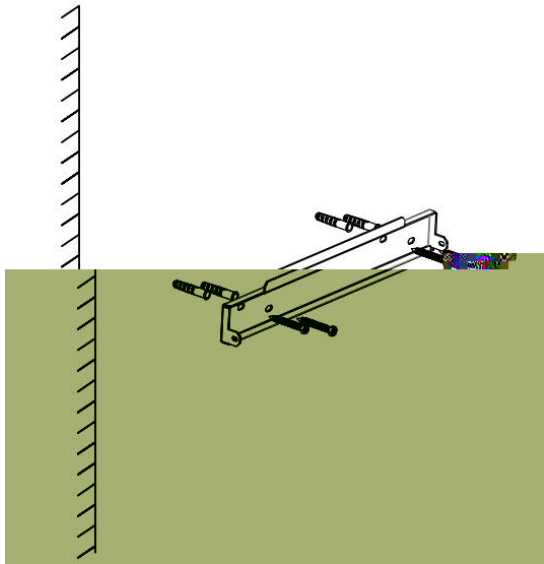
2.

10mm

60mm

3.

2.6

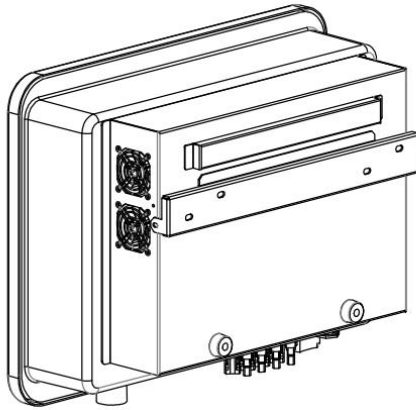


2.6



4.

2.7

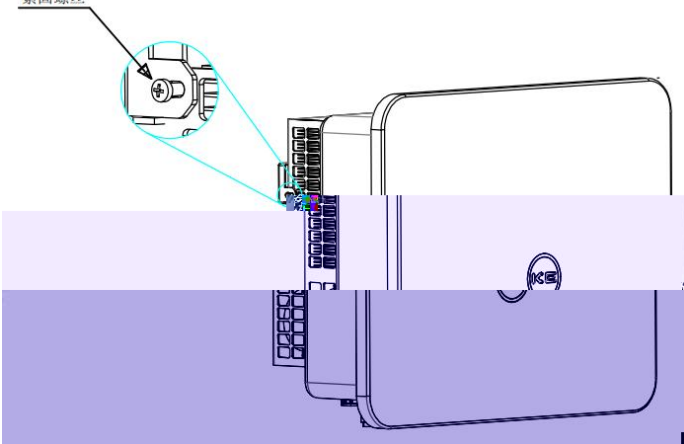


2.7

5.

(2.8)

紧固螺丝



2.8

3

3.1

KE-GT 15-25 KTL4

3.1

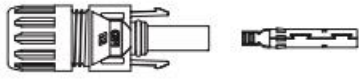
+	
-	
DC1	1
DC2	2
USB	
RS485	

3.1

- 1.
- 2.
- 3.
- 4.

3.2

3.1 3.2



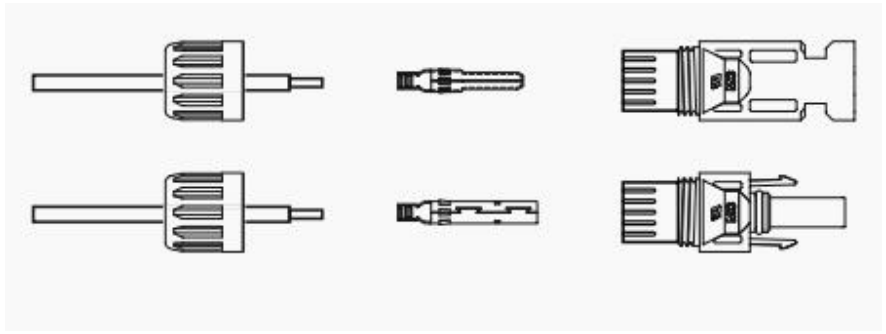
3.1 (PV+)



3.2 (PV-)

1. 7mm

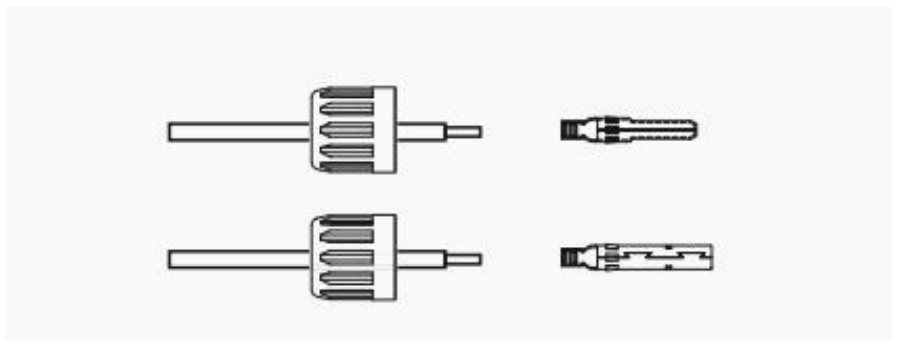
3.3



3.3

2

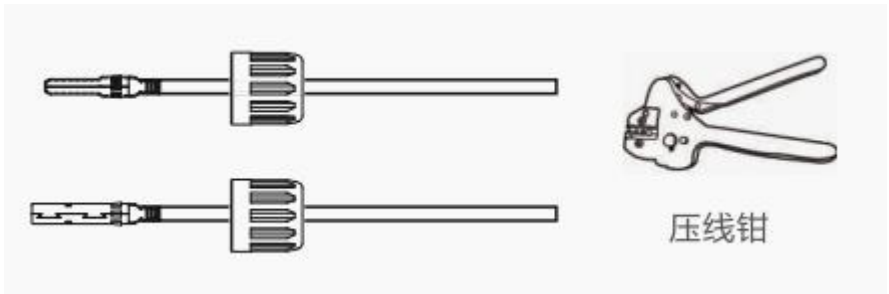
3.4



3.4

3

3.5

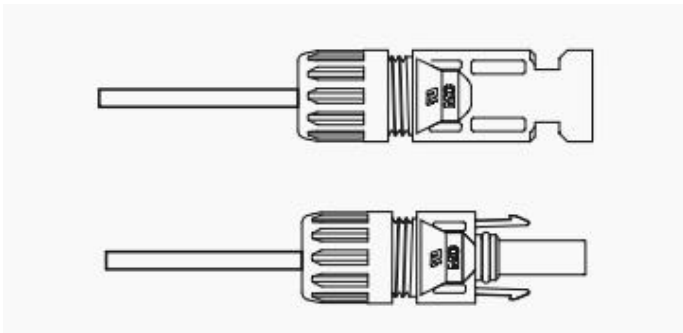


3.5

4.

3-4Nm

3.6



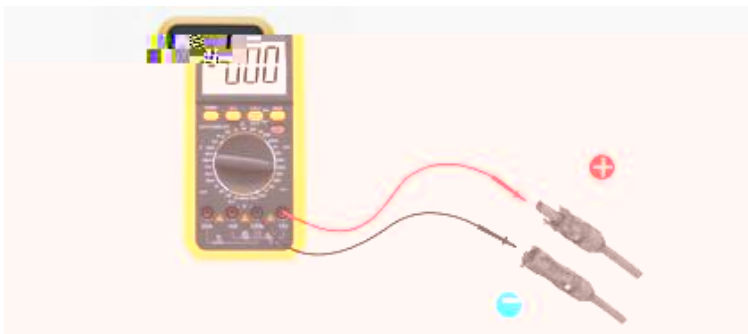
3.6

5.

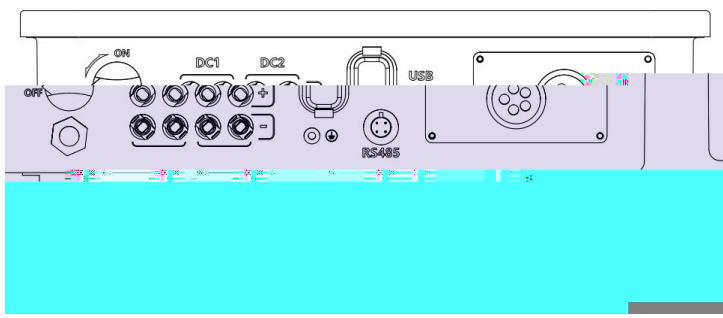
PV

(3.7)

3.8



3.7



3.8

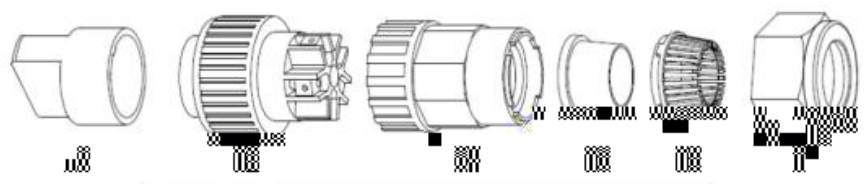
	mm ϕ		mm
PV1-F	4.0~6.0 (12~10AWG)	4.0 (12AWG)	5.5~9.0

3.3

KE-GT 15-25 KTL4

6-16mm ϕ , YJV-0.6/1KV

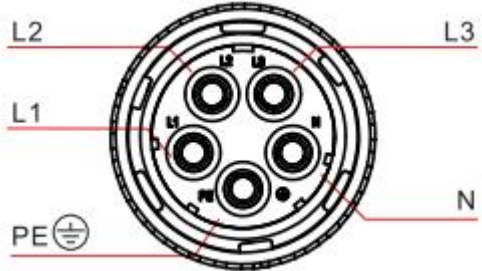
1.5ohm



配件	代号	说明
交流连接器	A	塑料夹具 (辅助安装)
	B	接线端子
	C	螺套主体
	D*	较厚的密封塞适用于外径12~18mm的线径 较薄的密封塞适用于外径16~21mm的线径
	E	抱紧扣
	F	螺帽

3.9

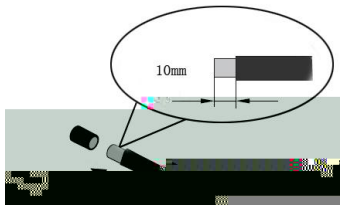
" L1" " L2" " L3" " N" " PE"
 L " L1" " L2" " L3" " PE" " N"



3.10

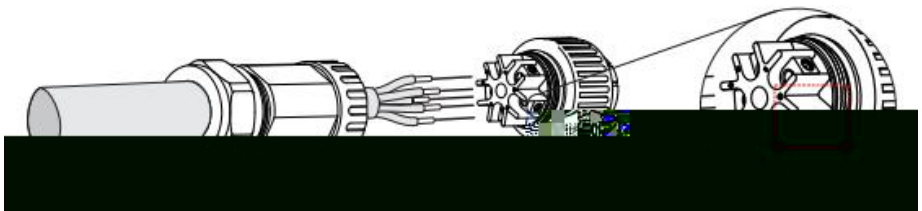
1.

70mm 10mm



3.11

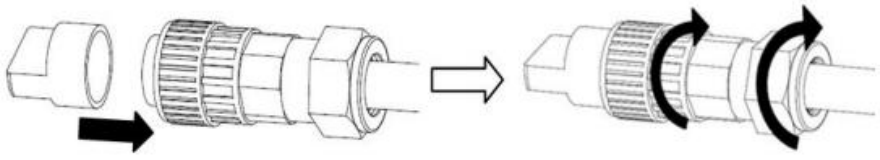
2.



3.12

3.

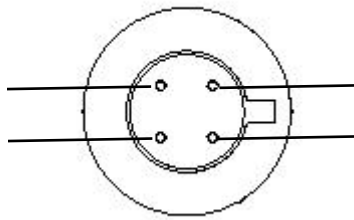
3-4N m



3.13

4.

3.4 RS485



PI N


RS485_1	2	A1 RS485	+
	1	A1 RS485	-
RS485_2	4	A2 RS485	+
	3	A2 RS485	-

3.2

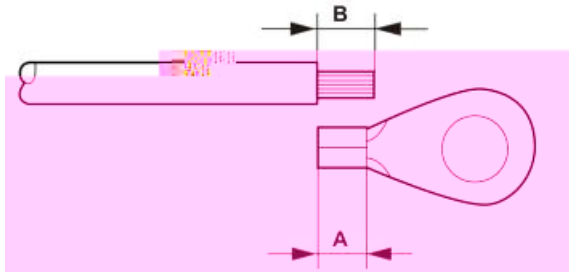
3.5

1. : 6mm²

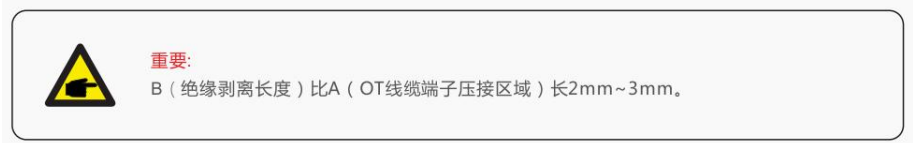
2. OT M6



3. 3.14)



3.14



4. OT

3.15



3.15



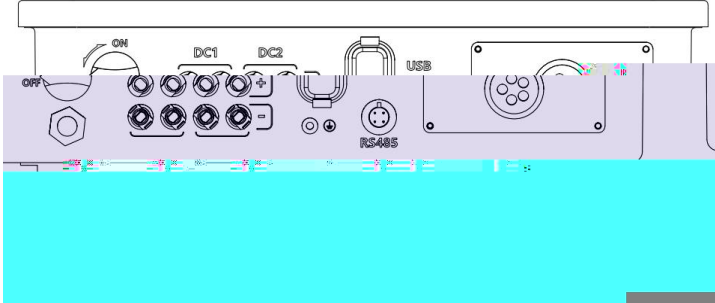
重要:

将端子压接到线缆后，检查连接以确保端子牢固地压接到线缆上。

5.

6.

3.16



3.16



4

4.1

DC AC
DC AC
AC

4.2

- 1.
- 2
- 3.

- 1.
- 2

30


LED

30

5

5.1

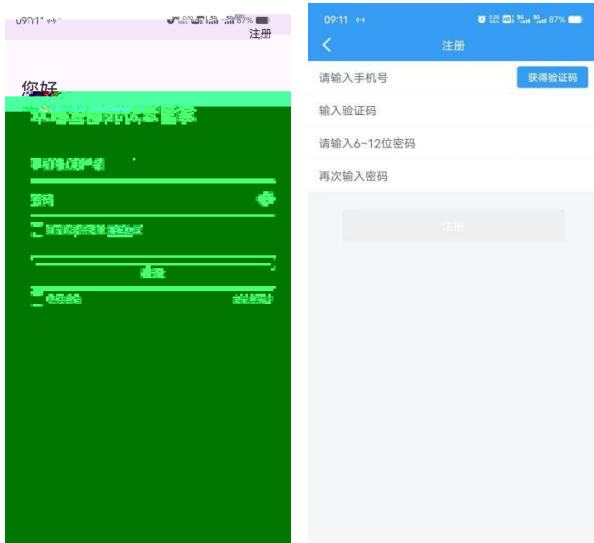
APP



5.1 APP

APP

5.2



5.2

5.3



5.3

" " " " " " "

" " " " " "

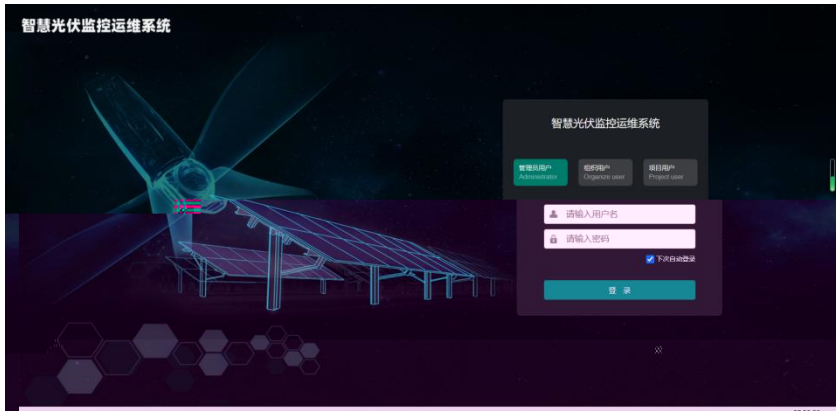


5. 4

5. 2

http://sol ar. ke-energycl oud. com 8301/energycl oud_sol ar /#/

5. 5



5.5

5.6



5.6

6

6.1

i

	4
	1 2 3
	1 2
	1 2
	1 2
	1 2 3
	1 2
	1 2
	1 2
	1 2
	1 2
	1 2

:

: 0086-311-85231078 400-0311-128

: 0086-311-85231087

: <http://www.solarke.com/>