

V1.2

--

--

--

KE-GT(30-40)KTL4

-
-
-
-
-
-
-
-

➢

1 6

2 10

3 16

4 24

5 25

6 29

7 32

8 33

1

1.1

-
-
-
-
-
-
-
-
-
-
-
-
-

▪

1.2

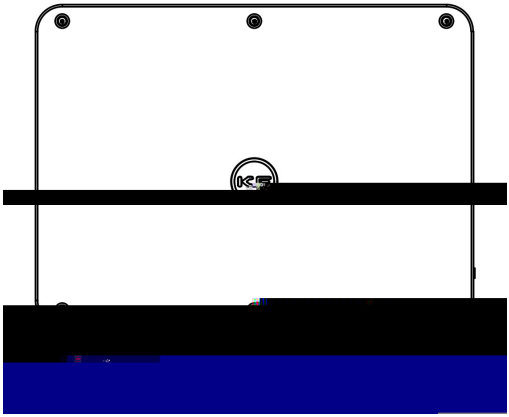

1.3

1.4

2

2.1

2.2

☞

☞

☞

☞

☞

2.3

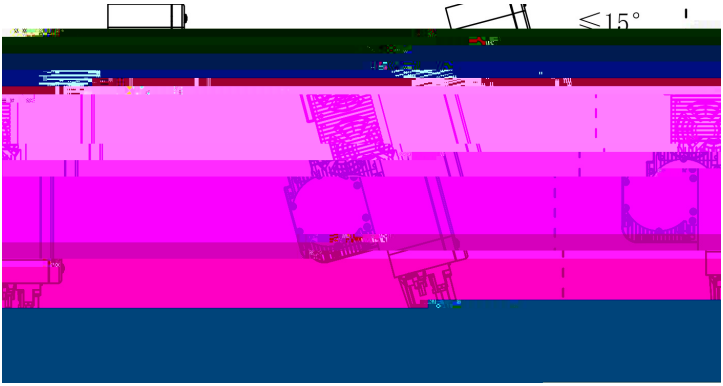
≤15°

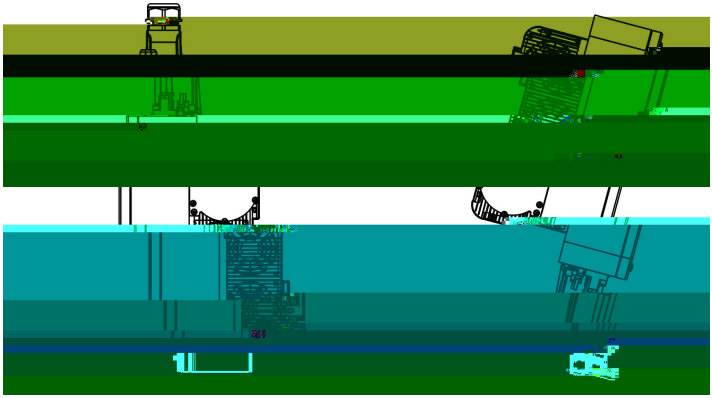

☞

☞

☞

☞

☞

☞

2.4

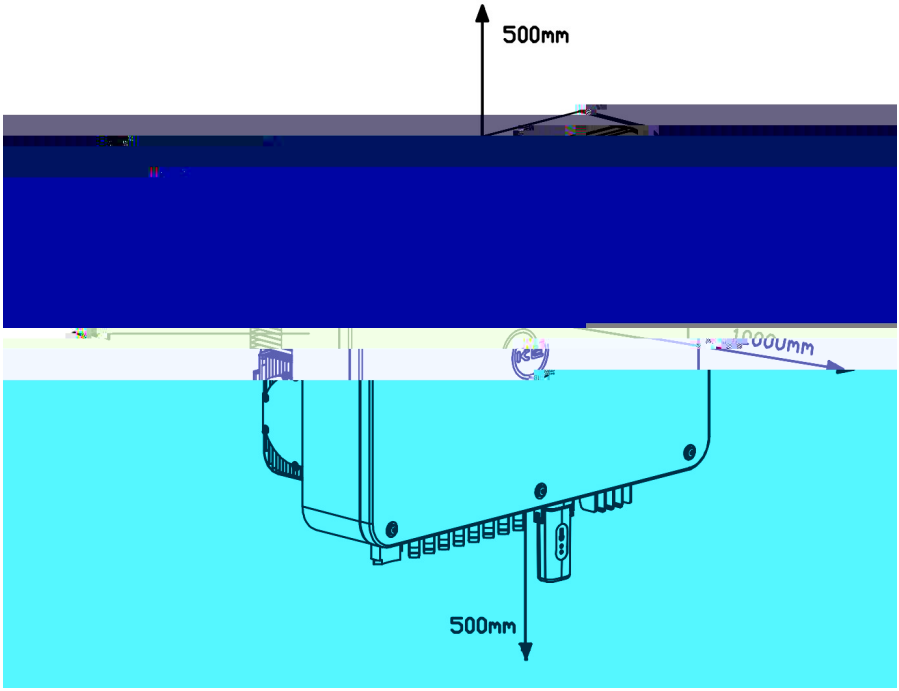

☞

☞

☞

2.5

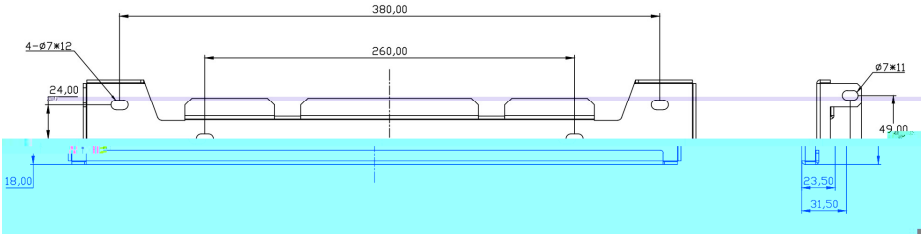

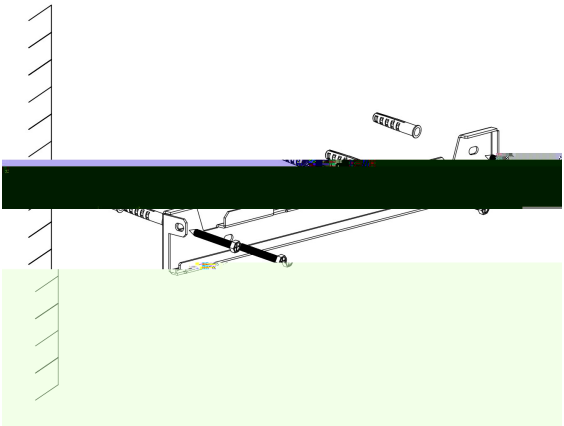

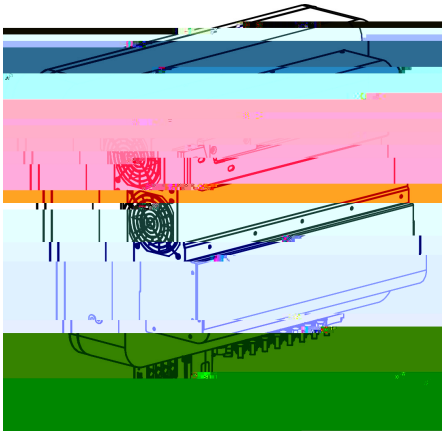

紧固螺丝

3

3.1

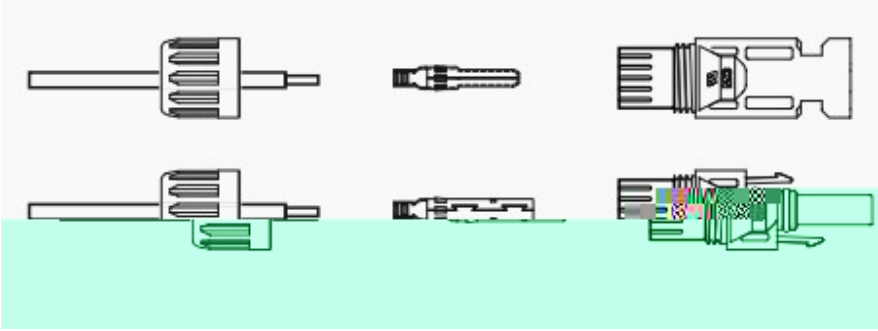

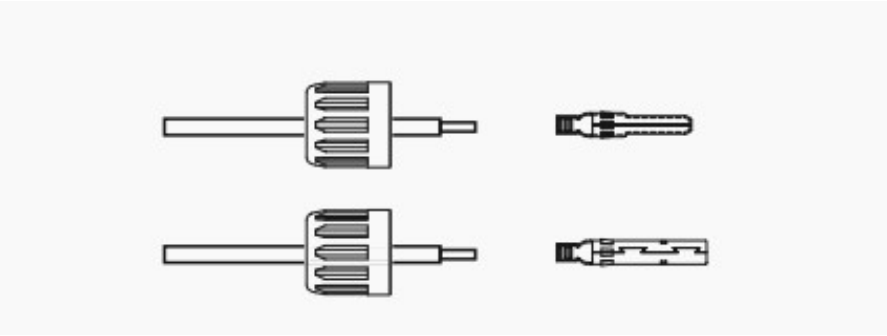

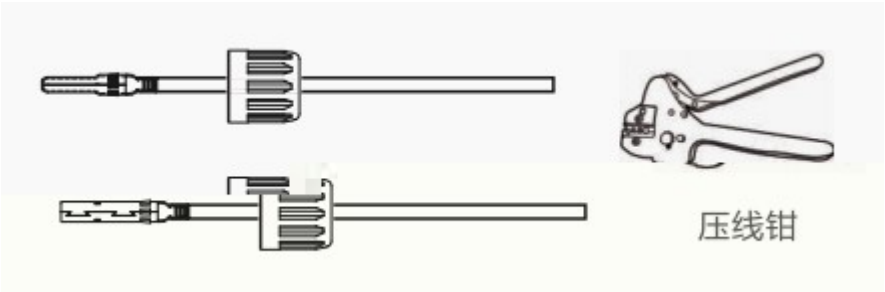
压线钳

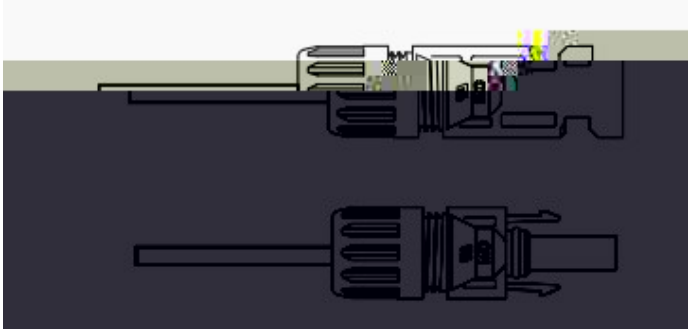

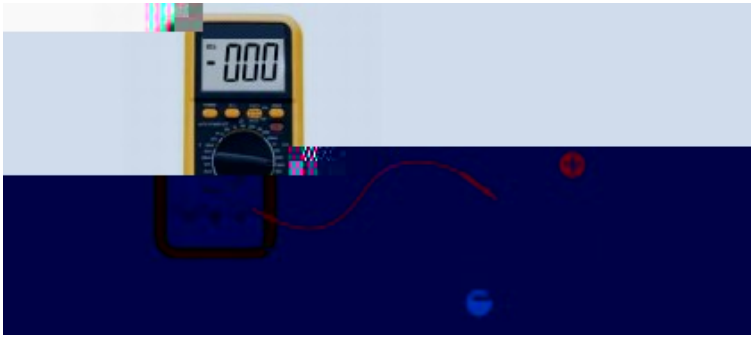
000

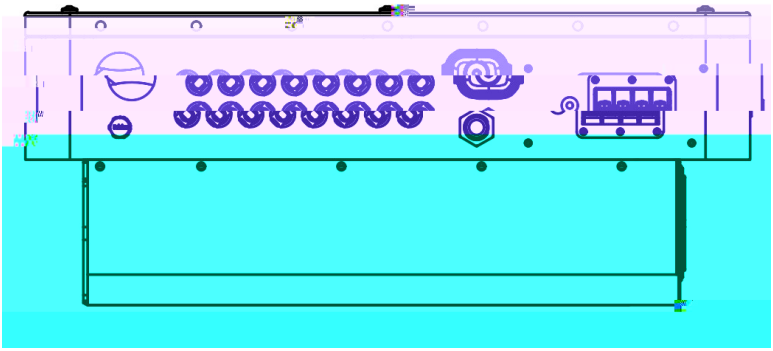

3.3

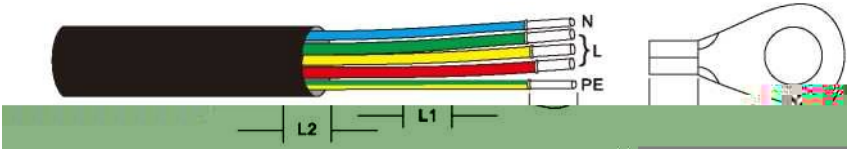

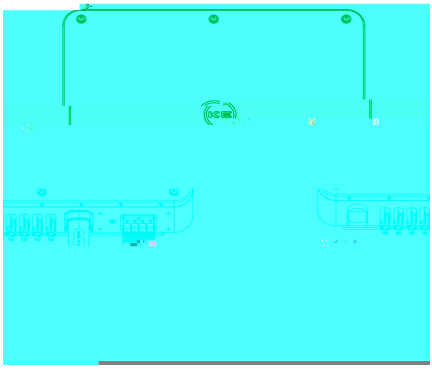

4~6Nm



3.4 RS485

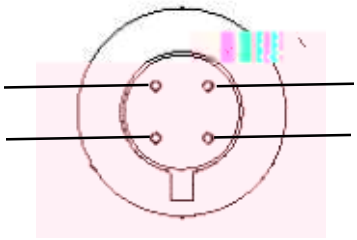

3.5

重要:
对于并联的多个逆变器，所有逆变器应连接到同一接地点，以确保接地线等电位连接。

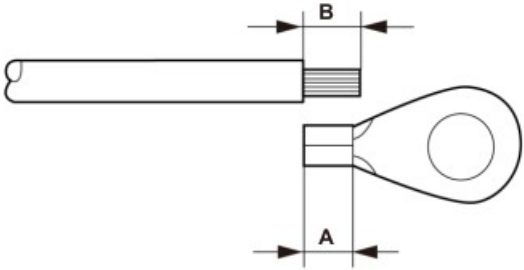

A（OT线缆端子压接区域）长2mm~3mm。

重要:
B（绝缘剥离长度）比

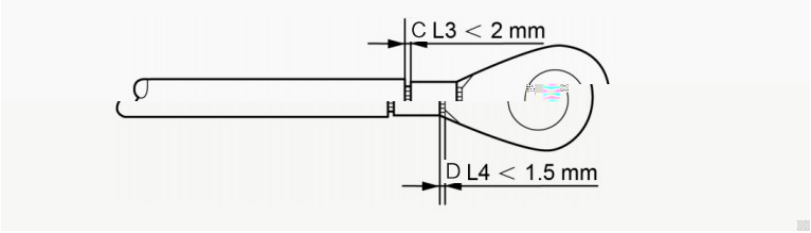

重要:
将端子压接到线缆后，检查连接以确保端子牢固地压接到线缆上。

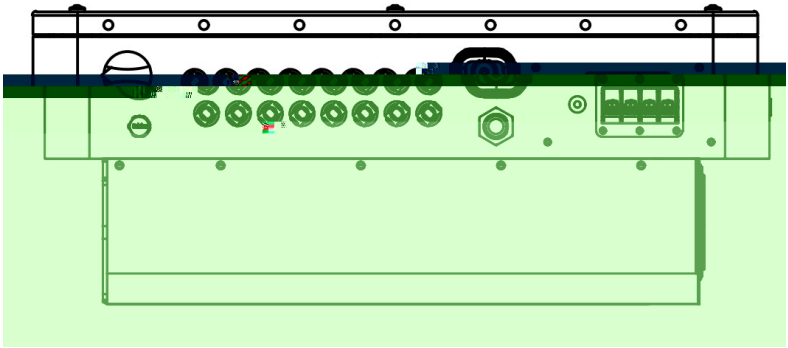

重要:
为提高防腐性能，安装接地线后，建议涂上硅胶或涂料。

4

4.1

4.2

5

5.1

注册
您好，
欢迎登陆光伏云管家
手机号/用户名
密码
记住密码
忘记密码？
09:11
注册
请输入手机号
获得验证码
输入验证码
请输入6~12位密码
再次输入密码
注册

注册
您好，
欢迎登陆光伏云管家
手机号/用户名
密码
记住密码
忘记密码？

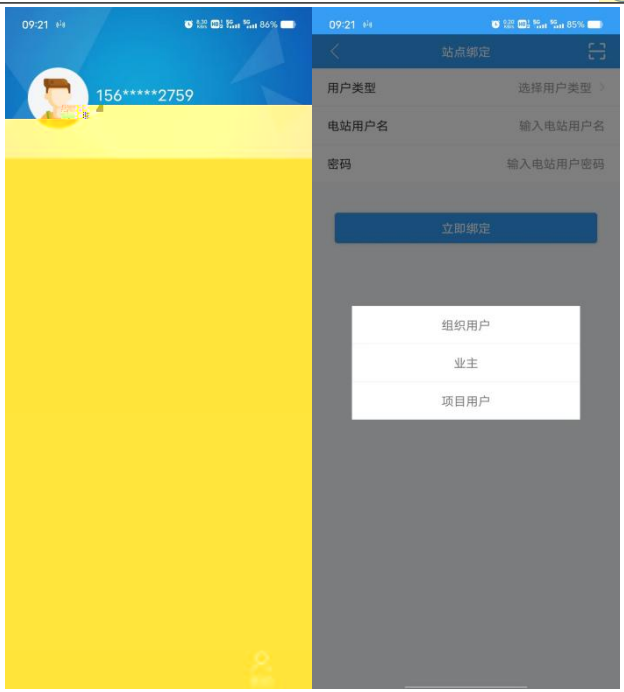
09:21
86%
156*****2759
09:21
85%
站点绑定
用户类型
选择用户类型
电站用户名
输入电站用户名
密码
输入电站用户密码
立即绑定
组织用户
业主
项目用户

5.2

6

7

☞

☞

☞

☞

☞

☞

☞

☞

☞

☞

☞

☞

☞

☞

☞

☞

☞

8